


West Virginia Government Money Market Pool

Portfolio Overview as of 03/31/2025

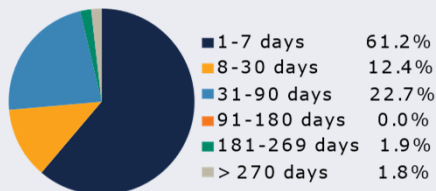
Pool Assets

\$605 Million

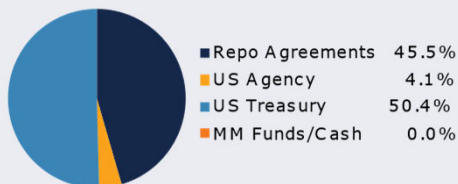
Credit Quality Composition (%)



Maturity Schedule (%)



Portfolio Composition (%)



Weighted Average Maturity

23 Days

Top Holdings (%)

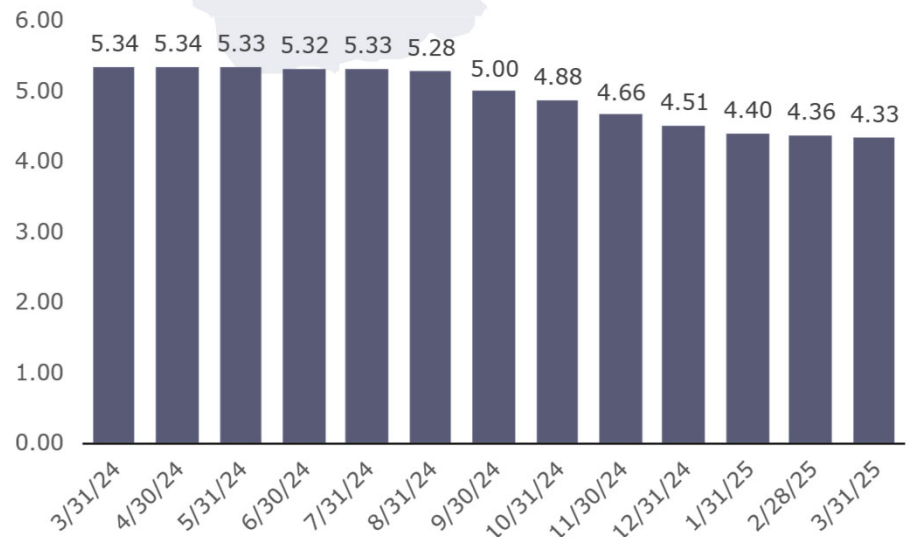
United States Treasury	50.4%
Goldman, Sachs & Co	23.6%
Bank of America Securities	21.9%
Federal Home Loan Bank	3.4%
Federal Farm Credit Bank	0.7%
Dreyfus Govt Cash Mgmt	0.0%
Total % of Portfolio	100.0%

The West Virginia Government Money Market Pool is a money market portfolio created to invest restricted moneys of participants in US Treasury and US Government Obligations. The objective of the portfolio is to preserve capital and to maintain sufficient liquidity to meet daily disbursements, while earning a return above inflation. The risk factor is low and managed through numerous maturity restrictions, diversification, guidelines, and credit limits.

Pool Features and Benefits:

- » Professional management is provided by the West Virginia Board of Treasury investments' staff and professional investment advisors (UBS Global Asset Management).
- » Rated AAAM by Standard & Poor's.
- » Seeks to maintain a net asset value (NAV) of \$1 per share.
- » Investment yields are competitive with other government money market accounts.
- » Easy access is provided through the State Treasurer's Office online system.
- » Account can be opened for as little as \$100 with no limit on the number of transactions.
- » Contributions and withdrawals are allowed daily.
- » Income is distributed on a daily basis.

7-Day Simple Money Market Yield (%)



To learn how to make the West Virginia Government Money Market Pool work for your cash investing needs call: 304-340-1564 or visit: wvbt.org

Portfolio holdings and composition are shown as of the date indicated. Since market conditions fluctuate suddenly and frequently, the portfolio holdings may change and this list is not indicative of future portfolio composition. These portfolio holdings are not intended to be and do not constitute recommendations that others buy, sell, or hold any of the securities listed.

An investment in the Pool is not insured or guaranteed by any government or government agency. Although the manager of the Pool seeks to preserve principal, it is possible to lose money by depositing money in the Pool.

An AAAM rating by Standard & Poor's is obtained after S&P evaluates a number of factors, including credit quality, market price exposure and management. Ratings are subject to change and do not remove market risk.

Commentary

Up and Up

The growth of liquidity products since the Federal Reserve first hiked rates in 2022 has been something to behold. Total US money market assets under management (AUM) topped \$7 trillion for the first time in March and those of global money funds have reached record highs, according to the Investment Company Institute (ICI). Similarly, AUM of many non-money fund (rule 2a-7) product types, such as investment pools, to our knowledge, have risen. But we do not think this growth is substantially due to the recent up, then down again, trajectory of the stock market. The argument that investors are placing cash in liquidity products to weather the storm is belied by the nature of the inflows. We believe they are at a growth rate consistent with the extensive migration to money funds seen over the last several quarters. We can't pinpoint from where those assets came. But the steady nature of the inflows supports the hypothesis that people are fed up with low interest rates of other products rather than hiding from the stock market correction.

He said what, now?

It's hard to believe Fed Chair Jerome Powell uttered the term "transitory" at the March policy-setting meeting. We thought that radioactive word was long buried after he repeatedly used it to describe pandemic-related inflation in 2021. His point was that the potential impacts of the Trump administration's whipsaw approach to tariffs might be inflationary in the short term but not in the long term, as they might lead to better productivity. We aren't so sure, and neither are some of his colleagues, including those who spoke after the meeting. Atlanta Fed President Raphael Bostic told Bloomberg, "I'm not going to say that word; nope." And St. Louis Fed President Alberto Musalem said he was "wary" of presuming tariff pressure on prices would abate after a short-lived spike.

Besides keeping rates high, suggesting easing won't arrive until the second half of this year and downgrading projections, the biggest decision the Committee made was to reduce the monthly pace of quantitative easing from \$25 billion to \$5 billion. That will curtail Treasury supply for cash managers, but not overly so. We are happy that the number of mortgage-backed securities rolling off the Fed balance sheet remained at \$35 billion as the industry uses those securities as collateral in overnight repo transactions.

Powell was right about one point: policymakers' decision to keep the target range at 4.25-4.5% and their economic projections were based on data that didn't reflect the tariff turmoil. And even when data is incorporated, its impact will be messy and best ignored. Powell emphasized they will attempt to avoid making policy decisions due to "what-ifs."

At the end of the month, yields on 1-, 3-, 6- and 12-month US Treasuries were 4.30%, 4.30%, 4.23% and 4.03%, respectively.